

# Compilers

---

Algorithms to executables

**EPSRC**

**NERC** SCIENCE OF THE ENVIRONMENT

 **archer**

**CRAY**  
THE SUPERCOMPUTER COMPANY

**epcc**



# Outline

- What does compiling mean?
  - Where do libraries come in?
- Anatomy of a compiler
- Compiler “optimisations”
- Can the compiler parallelise my code?
- Why are there differences in compilers?
  - On ARCHER we have the Cray, Intel and GNU compilers



# Compiling

What does compiling mean?



# Compiling Overview

- HPC programs are usually written in a high-level, human-readable language.
  - Almost always Fortran, C, or C++ (“99%” of all HPC applications)
  - Rarely something else
- Processors execute machine code (via instruction sets)
- Compilers convert high-level *source code* into machine code.
  - Also incorporate functionality from external *libraries*
  - Usually try to *optimise* the code produced so that it runs as fast as possible on the processors



# Libraries

- Libraries provide functionality that is common across multiple programs
  - Low level – e.g. filesystem access. Usually not interesting to users
  - Optimised numerical operations – e.g. linear algebra, Fourier transformations
  - Communications and parallelism – e.g. Message Passing Interface (MPI), OpenMP
- The compiler combines the code in these libraries with the code generated from the user's program to produce the final executable.
  - Linking at *run time* is also possible – known as dynamic linking (or shared libraries).

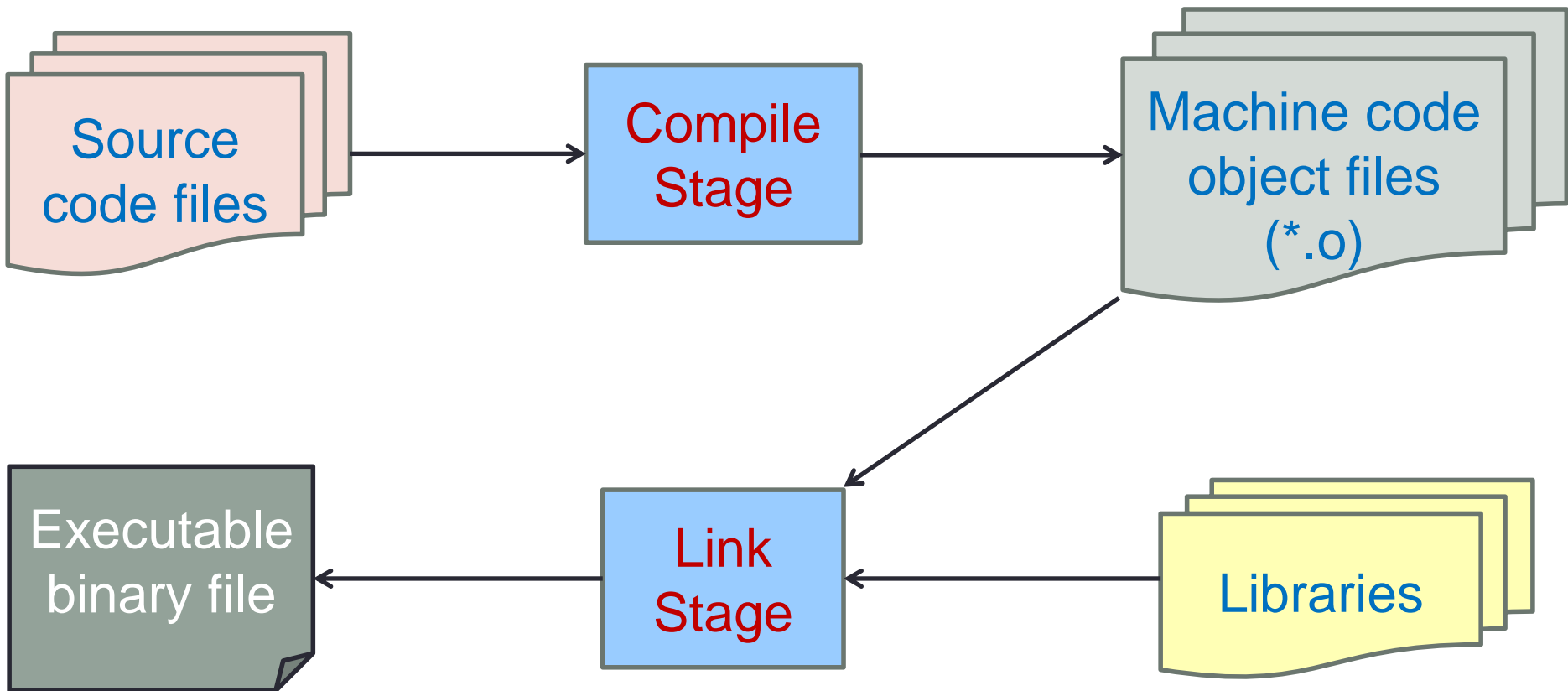


# Anatomy of a compiler

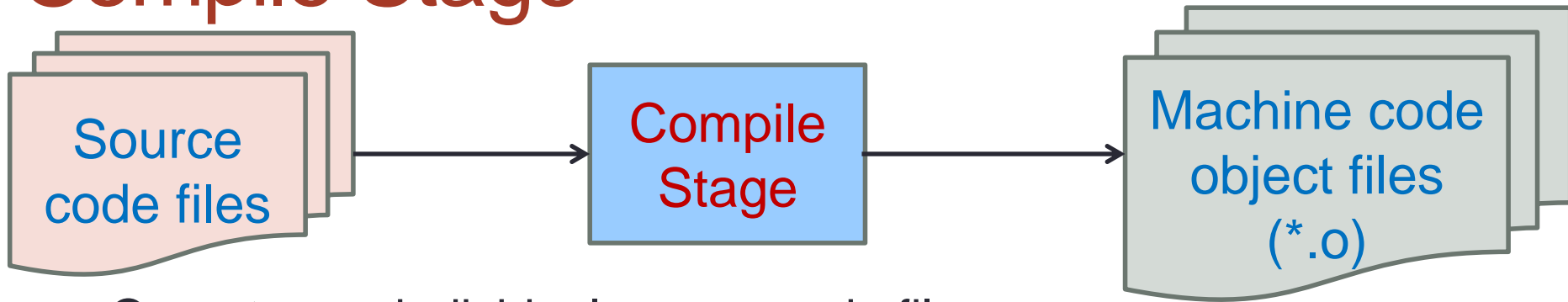
How does it actually work?



# Compiler Flow



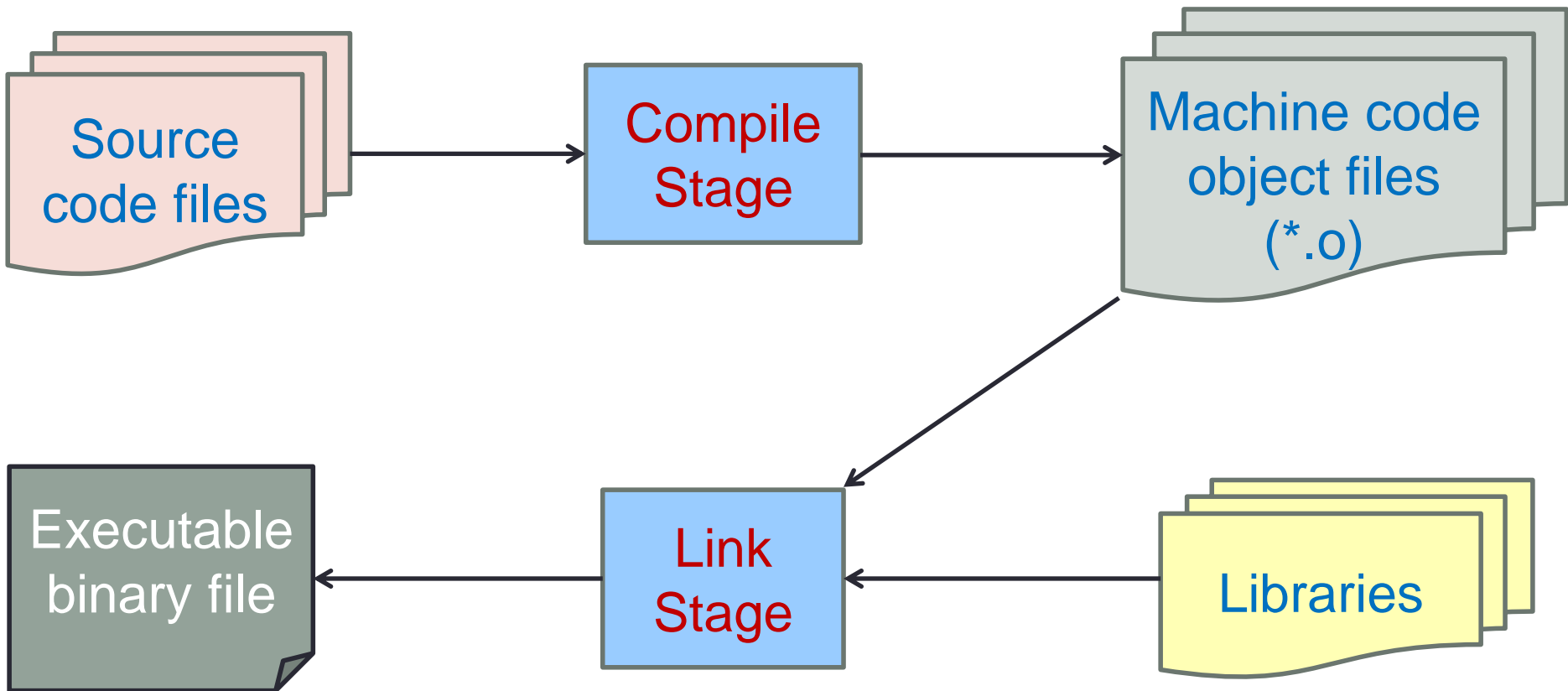
# Compile Stage



- Operates on individual source code files
- Transforms high level source to machine code
  - Produces *object* files – usually one object file per source file
- Error and warning checking performed
- *Optimisations* are performed
  - More on optimisations later
- Actually consists of a number of sub-stages
  - Details are beyond this course



# Compiler Flow

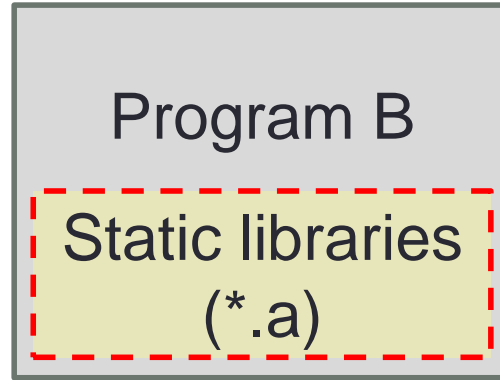
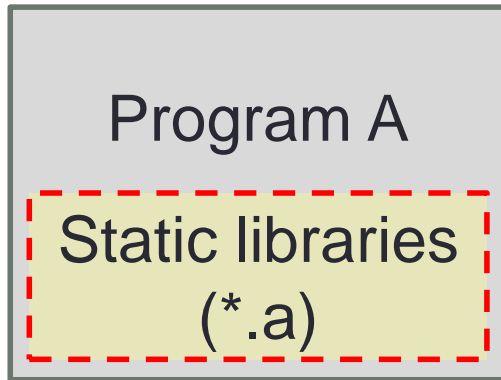


# Link Stage


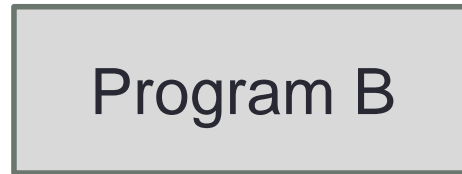
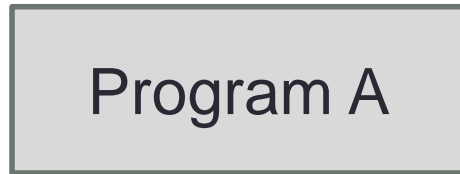
- Object files are combined (*linked*) to produce the actual application
  - Application is an *executable binary* file
- Any library code required by the application is also linked at this stage
- Two forms of linking:
  - *Static* – All code is combined into a single executable file
  - *Dynamic* – Code from libraries is not combined into executable file, instead this code is called and executed dynamically when the executable is run



# Illustration of library linking



*Static linking at compile time, executable contains the libraries*



*Dynamic linking at runtime, no libraries contained in the executable and these are loaded in when the program runs*

# Compiler optimisations

What do they do? When should/shouldn't I use them?



# Optimisation

- Compiler will try to alter code so it runs more quickly
  - This can be done at a number of levels (high-level, assembly code, machine code) and can include the reordering of operations
- Note: although these are called optimisations, this is a misnomer
  - Resulting code is never optimal
  - Seldom any iterative process
  - Seldom any attempt to quantify effect of any transformations
  - Usually a predetermined sequence of transformations that is known to produce performance gains for some codes.



# Optimisation strategies

- Loop index reordering (to match memory layout)
- Loop unrolling
- Use of fast mathematical operators
- Function inlining (avoiding a function call)
- Operation reordering to allow for cache reuse



# When to use optimisation

- Simple answer: always
- You should always use the performance gains given by optimisation
- If you are debugging then you usually switch optimisation off to ensure that the statements are being executed in the order you specified
  
- Compilers commonly combine optimisations into different levels
  - O0, O1, O2, O3 ← where 0 is no optimisation and 3 the most extreme
  - Other optimisations (such as Os for executable size.)



# A warning on optimisation

- Some optimisations can change the order of calculations
  - Which means that your code might produce slightly different results with or without that optimisation enabled.
  - When enabling new optimisations it is always worth ensuring that the code still produces “correct” results
- If you suspect that compiler optimisations are causing a problem you can turn them off gradually
  - All good compilers allow the specification of a range of optimisation levels so you can turn it off gradually
  - An easy initial test is to reduce the optimisation level, i.e. to go from O3 to O2





# Cray, Intel and GNU compiler flags

Feature	Cray	Intel	GNU
Listing	-ra (fnt) -hlist=a (cc/CC)	-opt-report3	-fdump-tree-all
Free format (ftn)	-f free	-free	-ffree-form
Vectorization	By default at -O1 and above	By default at -O2 and above	By default at -O3 or using -ftree-vectorize
Inter-Procedural Optimization	-hwp	-ipo	-flto (note: link-time optimization)
Floating-point optimizations	-hfpN, N=0...4	-fp-model [fast fast=2 precise  except strict]	-f[no-]fast-math or -funsafe-math-optimizations
Suggested Optimization	(default)	-O2 -xAVX	-O2 -mavx -ftree-vectorize -ffast-math -funroll-loops
Aggressive Optimization	-O3 -hfp3	-fast	-Ofast -mavx -funroll-loops
OpenMP recognition	(default)	-fopenmp	-fopenmp
Variables size (ftn)	-s real64 -s integer64	-real-size 64 -integer-size 64	-freal-4-real-8 -finteger-4-integer-8
Debugging	-g	-g	-g



# Compilers and parallelisation

Can compilers parallelise my code?



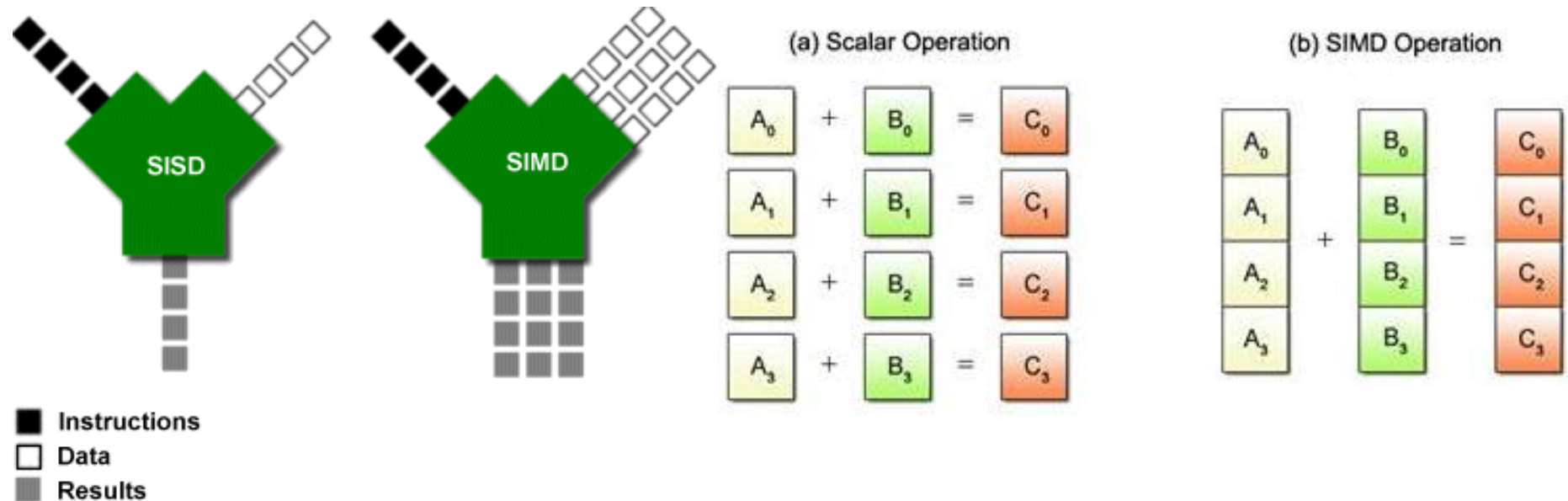
# Compiler parallelisation

- They cannot (yet) produce the general, high-level parallelism required for scaling on multiple cores or nodes
  - Compilers do not have the holistic view required to produce this level of parallelism
  - Data parallelism is usually easier to produce automatically than task parallelism
  - Attempts have been made but with limited success so far.
- However, compilers often make a good job of automatically parallelising floating point operations at the CPU instruction level



# Compiler parallelisation

- Compilers can produce parallel (or vector) instructions
  - Makes use of “SIMD” (Single Instruction, Multiple Data) instructions available on processor cores’ floating point units.



# Different compilers

Why are there differences between compilers?



# Standards and implementations

- Compilers implement the behaviour specified in agreed standards for languages
  - Multiple standards exist and change over time
  - Standards cannot cover all cases and can contain ambiguities
  - Some details are left unspecified
- Wherever the standard is not clear it is up to the compiler architects to select the behaviour
  - Leads to differences between compiler implementations
  - Facilitates or hinders different optimisation possibilities
- Some compilers are open source (GNU), others commercial (Intel) and can take advantage of detailed knowledge about hardware behaviour



# Summary

- The compiler is a hugely important part of the HPC workflow
- Correct usage can provide significant performance benefits
  - With some caveats
- It is important to be aware of the differences between compilers and whether your code requires a specific compiler

