

Image Processing

A case study for a
domain decomposed
MPI code

- ▶ Starting with a big array:



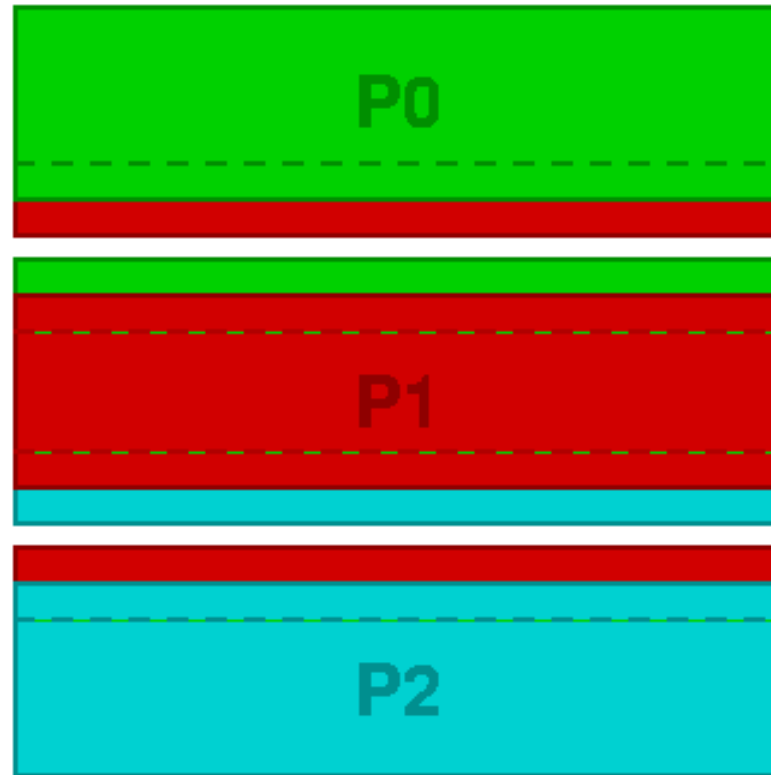
- ▶ Split it into pieces:



- ▶ Assign pieces to processors:




- ▶ Use Halos to deal with interactions





single
pass

hundreds of
iterations



- ▶ Compare pixel to its four nearest neighbours
 - pixel values are from 0 (black) to 255 (white)

$$edge_{i,j} = image_{i-1,j} + image_{i+1,j} + image_{i,j-1} + image_{i,j+1} - 4 image_{i,j}$$

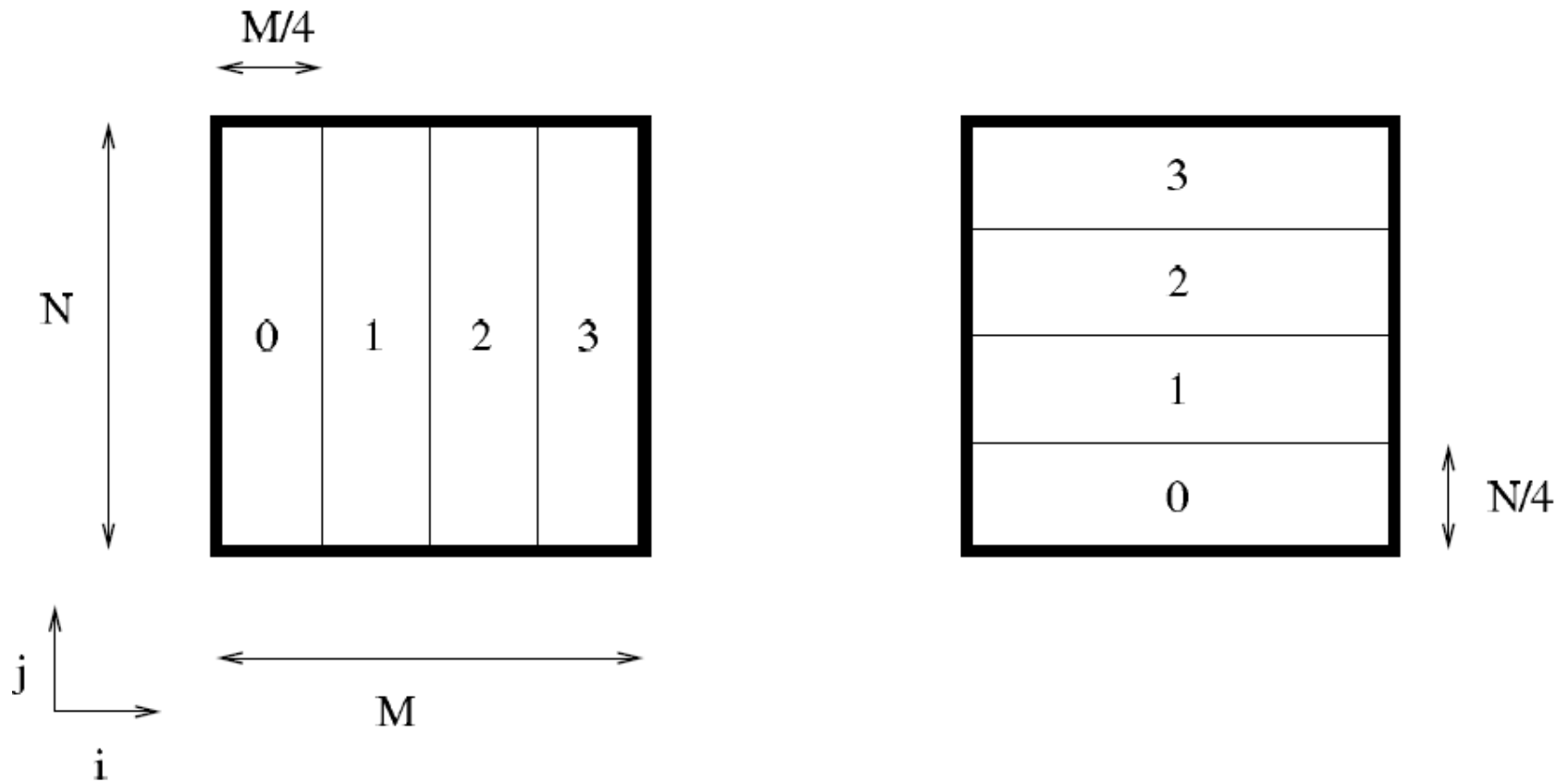
- ▶ Pad 2D arrays with halos
 - in serial code, halo values set to white (i.e. 255)

- ▶ Jacobi Solver to ***undo*** the simple edge detection algorithm (a five-point stencil)
 - simple example of a discretised partial differential equation with nearest-neighbour interactions
 - actually solving $\nabla^2 image = edge$

$$new_{i,j} = \frac{1}{4}(old_{i-1,j} + old_{i+1,j} + old_{i,j-1} + old_{i,j+1} - edge_{i,j})$$

- ▶ Repeat many times
 - in parallel, must update halo values from neighbours every iteration

- ▶ Different choices in C and Fortran



▶ I provide you with:

- More detailed printed instruction
- Tar-ball (Choice of C or Fortran)
 - Input routine
 - Output routine
 - Couple of input files

▶ Tasks

- Write a serial code (with halos for fixed boundary conditions)
 - ***check that the serial code works!!***
- Distribute the work onto the processors; separate reconstructions
- Get the halos exchanged; single reconstruction, identical to serial
- Further suggestions on the instruction sheet