

# Advanced Parallel Programming

*Basic MPI-IO Calls*

---

Dr David Henty  
HPC Training and Support Manager  
d.henty@epcc.ed.ac.uk  
+44 131 650 5960

- Lecture will cover
  - MPI-IO model
  - basic file handling routines
  - setting the file view
  - achieving performance

- Have so far defined datatypes appropriate for each process
  - and used them to do multiple sends from a master
- This requires a buffer to hold entire file on master
  - not scalable to many processes due to memory limits
- MPI-IO model
  - each process defines the datatype for its section of the file
  - these are passed into the MPI-IO routines
  - data is automatically read and transferred directly to local memory
  - there is no single large buffer and no explicit master process



- Four stages
  - open file
  - set file view
  - read or write data
  - close file
- All the complexity is hidden in setting the file view
  - this is where the derived datatypes appear
- Write is probably more important in practice than read
  - but exercises concentrate on read
  - makes for an easier progression from serial to parallel IO examples

```
MPI_File_open(MPI_Comm comm, char *filename, int amode,  
              MPI_Info info, MPI_File *fh)
```

```
MPI_FILE_OPEN(COMM, FILENAME, AMODE, INFO, FH, IERR)
```

```
CHARACTER* (*) FILENAME
```

```
INTEGER COMM, AMODE, INFO, FH, IERR
```

- Attaches a file to the File Handle
  - use this handle in all future IO calls
  - analogous to C file pointer or Fortran unit number
- Routine is collective across the communicator
  - must be called by all processes in that communicator
- Access mode specified by amode
  - common values are: `MPI_MODE_CREATE`, `MPI_MODE_RDONLY`,  
`MPI_MODE_WRONLY`, `MPI_MODE_RDWR`

```
MPI_File fh;  
int amode = MPI_MODE_RDONLY;  
MPI_File_open(MPI_COMM_WORLD, "data.in", amode,  
              MPI_INFO_NULL, &fh);
```

```
integer fh  
integer amode = MPI_MODE_RDONLY  
call MPI_FILE_OPEN(MPI_COMM_WORLD, 'data.in', amode,  
                   MPI_INFO_NULL, fh, ierr)
```

- Must specify create as well as write for new files

```
int      amode = MPI_MODE_CREATE | MPI_MODE_WRONLY;  
integer amode = MPI_MODE_CREATE + MPI_MODE_WRONLY
```

- will return to the `info` argument later

```
MPI_File_close(MPI_File *fh)
```

```
MPI_FILE_CLOSE(FH, IERR)
```

```
INTEGER FH, IERR
```

- Routine is collective across the communicator
  - must be called by all processes in that communicator

```
MPI_File_read_all(MPI_File fh, void *buf, int count,  
                 MPI_Datatype datatype, MPI_Status *status)
```

```
MPI_FILE_READ_ALL(FH, BUF, COUNT, DATATYPE, STATUS, IERR)  
INTEGER FH, COUNT, DATATYPE, STATUS(MPI_STATUS_SIZE), IERR
```

- Reads **count** objects of type **datatype** from the file on each process
  - this is collective across the communicator associated with **fh**
  - similar in operation to C **fread** or Fortran **read**
- No offsets into the file are specified in the read
  - but processes do not all read the same data!
  - actual positions of read depends on the process's own file view
- Similar syntax for write



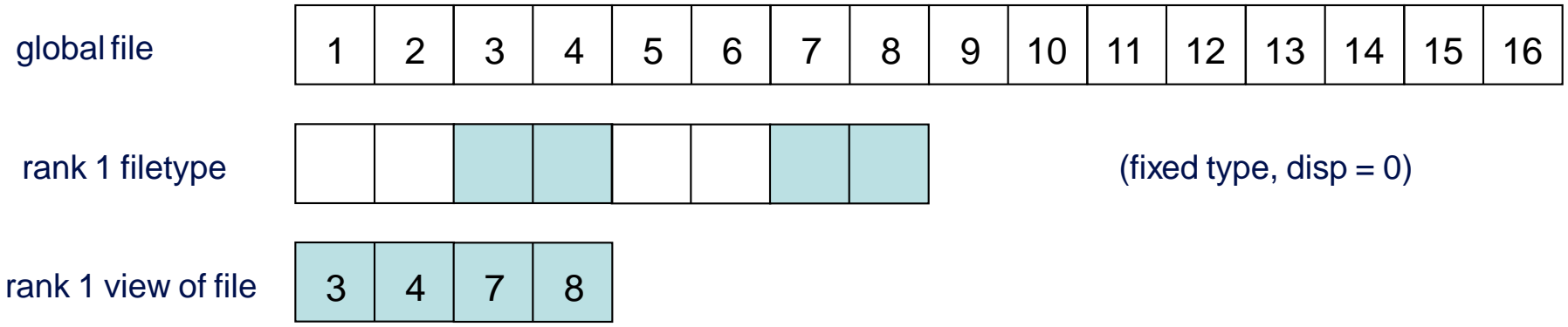
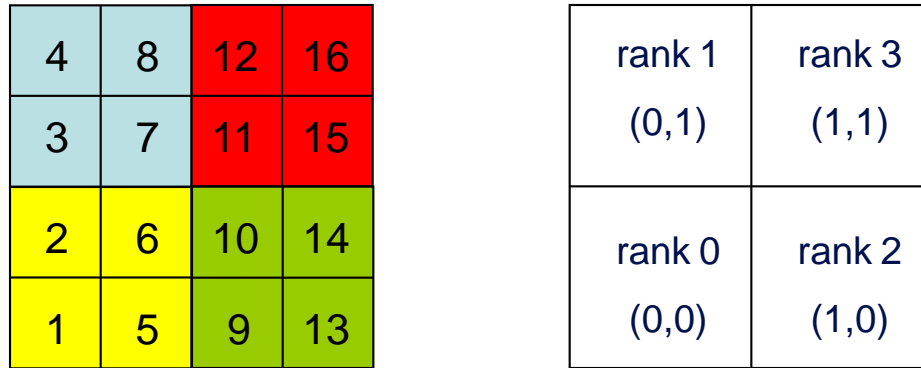
```
int MPI_File_set_view(MPI_File fh, MPI_Offset disp,
                    MPI_Datatype etype, MPI_Datatype filetype,
                    char *datarep, MPI_Info info);

MPI_FILE_SET_VIEW(FH, DISP, ETYPE,
                 FILETYPE, DATAREP, INFO, IERROR)

INTEGER FH, ETYPE, FILETYPE, INFO, IERROR
CHARACTER* (*) DATAREP
INTEGER(KIND=MPI_OFFSET_KIND) DISP
```

- `disp` specifies the starting point in the file *in bytes*
- `etype` specifies the elementary datatype which is the building block of the file
- `filetype` specifies which subsections of the global file each process accesses
- `datarep` specifies the format of the data in the file
- `info` contains hints and system-specific information – see later

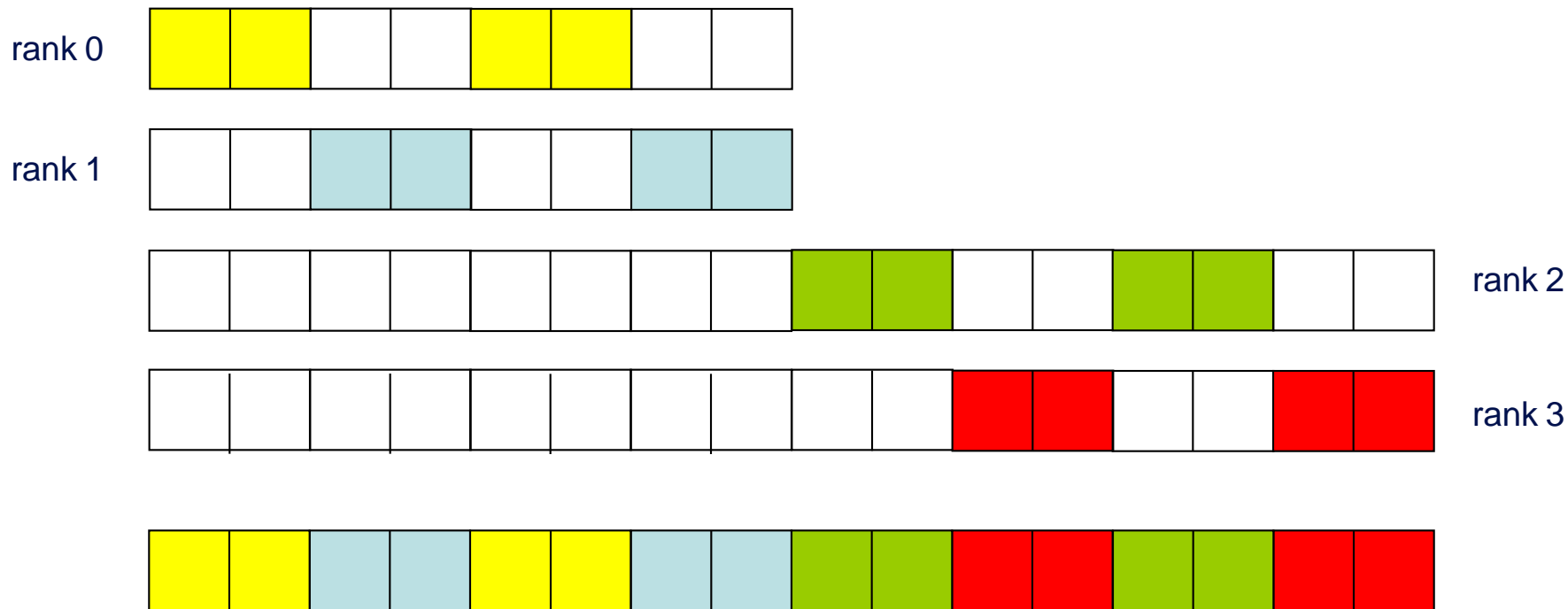
- Once set, the process only sees the data in the view
  - data starts at different positions in the file depending on the displacement and/or leading gaps in fixed datatype
  - can then do linear reads – holes in datatype are skipped over



# Filetypes Should Tile the File

4	8	12	16
3	7	11	15
2	6	10	14
1	5	9	13

rank 1 (0,1)	rank 3 (1,1)
rank 0 (0,0)	rank 2 (1,0)



- **datarep** is a string that can be
  - “**native**”
  - “**internal**”
  - “**external32**”
- Fastest is “**native**”
  - raw bytes are written to file exactly as in memory
- Most portable is “**external32**”
  - should be readable by MPI-IO on any platform
- Middle ground is “**internal**”
  - portability depends on the implementation
- I would recommend “**native**”
  - convert file format by hand as and when necessary

- Many different combinations are possible
  - choices of displacements, filetypes, etypes, datatypes, ...
- Simplest approach is to set **disp** = 0 everywhere
  - then specify offsets into files using fixed datatypes when setting view
    - non-zero **disp** could be useful for skipping global header (eg metadata)
    - **disp** must be of the correct type in Fortran (NOT a default integer)
    - **CANNOT** specify '0' for the displacement: need to use a variable

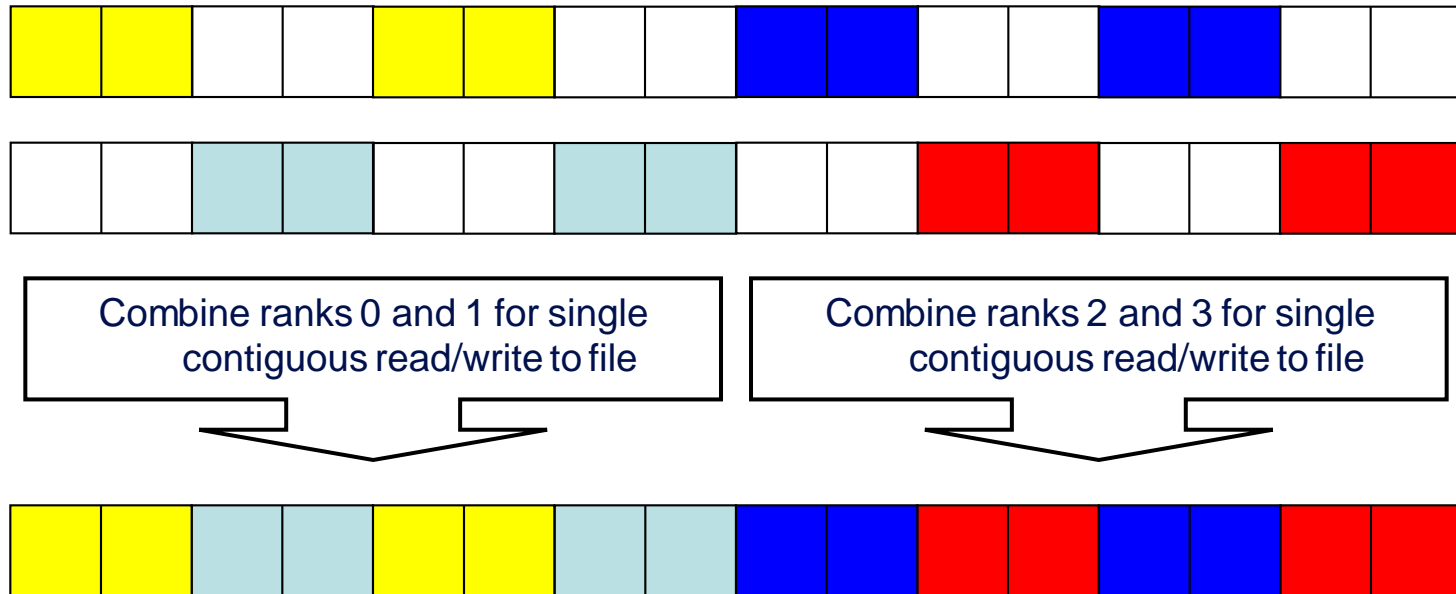
```
INTEGER(KIND=MPI_OFFSET_KIND) DISP = 0  
CALL MPI_FILE_SET_VIEW(FH, DISP, ...)
```

- I would recommend setting the view with fixed datatypes
  - and zero displacements



- Can also use floating datatypes in the view
  - each process then specifies a different, non-zero value of `disp`
- Problems
  - `disp` is specified in bytes so need to know the size of the `etype`
  - files are linear 1D arrays
    - need to do a calculation for displacement of element of 2D array
    - something like  $i * NY + j$  (in C) or  $j * NX + i$  (in Fortran)
    - then multiply by the number of bytes in a float or REAL
- Using vector types and displacements is one of the exercises
- `etype` is normally something like `MPI_REAL` or `MPI_FLOAT`
  - `datatype` in read/write calls is usually the same as the `etype`
  - however, can play some useful tricks (see extra exercises re halos)

- For read and write, “**\_all**” means operation is collective
  - all processes attached to the file are taking part
- Other IO routines exist which are individual (delete “\_all”)
  - functionality is the same but performance will be slower
  - collective routines can aggregate reads/writes for better performance



- Used to pass optimisation hints to MPI-IO
  - implementations can define any number of allowed values
  - these are portable in as much as they can be ignored!
  - can use the default value `info = MPI_INFO_NULL`
- Info objects can be created, set and freed
  - `MPI_Info_create`
  - `MPI_Info_set`
  - `MPI_Info_free`
  - see man pages for details
- Using appropriate values may be key to performance
  - eg setting buffer sizes, blocking factors, number of IO nodes, ...
  - but is dependent on the system and the MPI implementation
  - need to consult the MPI manual for your machine

- MPI-IO calls deceptively simple
- User must define appropriate filetypes so file view is correct on each process
  - this is the difficult part!
- Use collective calls whenever you can
  - enables IO library to merge reads and writes
  - enables a smaller number of larger IO operations from/to disk