

Monthly Reporting

Report from 01 November 2017 to 30 November 2017

Report for Resource Pool XC on ARCHER

A total of 1,275,263.997 kAU were available during this period.

Use and Allocations (by Project)

In the following table, Charged refers to usage which was charged against the project Allocation; whereas Used refers to usage including uncharged time. Uncharged time can arise from use of the Low Priority queue and/or during times when charging is disabled on the service.

The (Allocation) column is the time allocated to the project, scaled according to the reporting period and shown as a fraction of the available resources. If this report period is a sub-period of the Allocation period then the SAFE calculates the Allocation for this sub-period based on a linear spend profile of the total Allocation. If the usage for a project is not linear across the full Allocation period the the Use can be larger than the extrapolated Allocation.

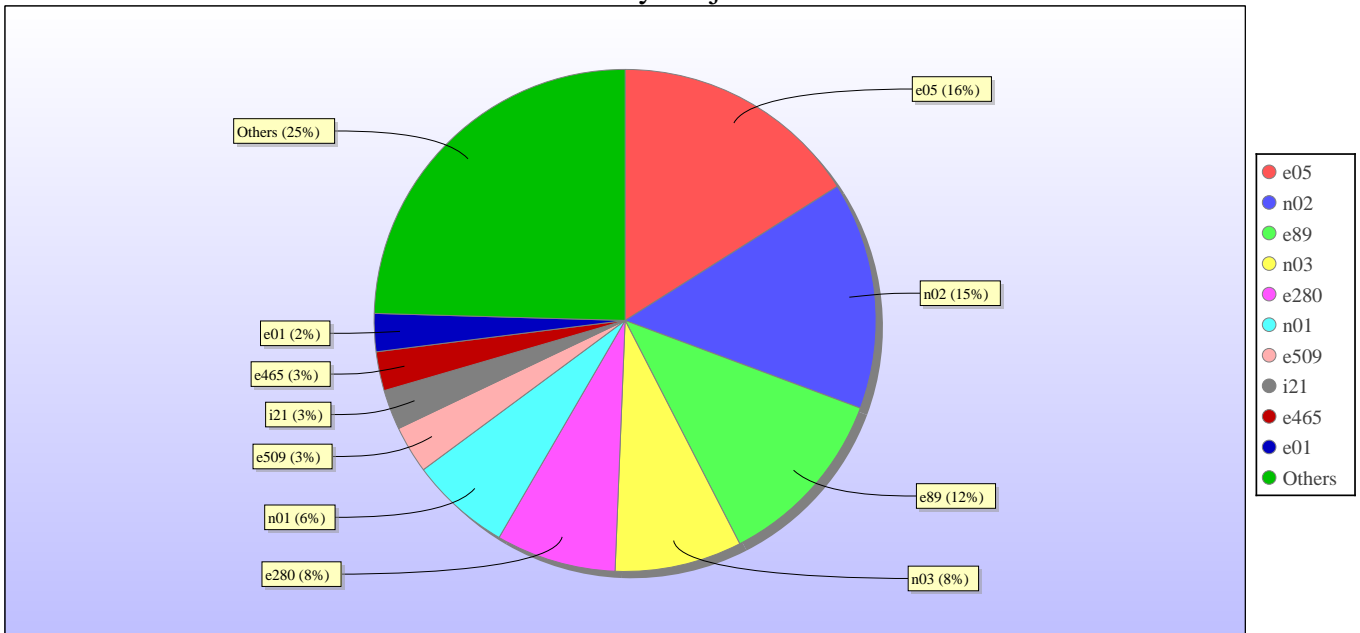
Project	Project Class	Number of Jobs	Charged kAUs	Charged Utilisation	Used kAUs	Utilisation	Allocated kAUs	Allocation
e01	Consortia	1,213	27,454.2	2.15%	27,454.3	2.15%	94,096.2	7.38%
e05	Consortia	14,761	174,165.5	13.66%	180,008.6	14.12%	210,857.5	16.53%
e89	Consortia	9,547	132,164.4	10.36%	132,170.9	10.36%	117,716.1	9.23%
e280	Consortia	2,087	86,566.4	6.79%	86,843.8	6.81%	38,777.1	3.04%
e281	Consortia	6	3,173.7	0.25%	3,173.7	0.25%	20,686.1	1.62%
e283	Consortia	1,617	9,524.8	0.75%	9,526.3	0.75%	16,713.2	1.31%
e305	Consortia	1,276	15,120.3	1.19%	15,124.9	1.19%	21,379.7	1.68%
e529	Consortia	214	18,803.1	1.47%	19,146.0	1.50%	9,942.5	0.78%
e461	Leadership Awards	25	470.3	0.04%	470.3	0.04%	7,998.1	0.63%
e462	Leadership Awards	14	434.4	0.03%	434.4	0.03%	4,357.6	0.34%
e464	Leadership Awards	105	1,574.7	0.12%	1,574.7	0.12%	9,595.0	0.75%
e465	Leadership Awards	86	27,065.6	2.12%	28,223.9	2.21%	3,739.5	0.29%
e466	Leadership Awards	53	2,537.0	0.20%	2,537.0	0.20%	8,639.3	0.68%
e507	Leadership Awards	0	0.0	0.00%	0.0	0.00%	9,780.4	0.77%
e509	Leadership Awards	16	34,313.7	2.69%	34,313.9	2.69%	18,131.9	1.42%
e510	Leadership Awards	67	19,246.0	1.51%	19,246.0	1.51%	8,289.2	0.65%
e526	Leadership Awards	0	0.0	0.00%	0.0	0.00%	4,971.7	0.39%
n08	Leadership Awards	251	6,295.3	0.49%	6,295.3	0.49%	9,369.2	0.73%
c01	Class1a	444	3,318.4	0.26%	3,318.4	0.26%	6,266.5	0.49%
e229	Class1a	0	0.0	0.00%	0.0	0.00%	448.6	0.04%
e291	Class1a	0	0.0	0.00%	0.0	0.00%	37.2	0.00%
e304	Class1a	224	3,133.8	0.25%	3,133.8	0.25%	5,115.2	0.40%
e332	Class1a	0	0.0	0.00%	0.0	0.00%	318.3	0.02%
e341	Class1a	266	5,799.8	0.45%	5,799.8	0.45%	4,144.6	0.32%
e358	Class1a	0	0.0	0.00%	0.0	0.00%	636.9	0.05%
e365	Class1a	75	936.1	0.07%	936.1	0.07%	4,647.6	0.36%
e375	Class1a	17	3,080.7	0.24%	3,080.7	0.24%	2,982.7	0.23%
e378	Class1a	11	135.9	0.01%	135.9	0.01%	4,774.1	0.37%
e403	Class1a	0	0.0	0.00%	0.0	0.00%	8,344.3	0.65%
e429	Class1a	72	1,985.0	0.16%	1,985.0	0.16%	1,002.3	0.08%
e431	Class1a	31	329.2	0.03%	329.2	0.03%	918.4	0.07%
e432	Class1a	78	3,085.9	0.24%	3,085.9	0.24%	6,799.7	0.53%
e446	Class1a	7	281.1	0.02%	281.1	0.02%	0.0	0.00%
e448	Class1a	1,858	21,127.1	1.66%	21,127.1	1.66%	32,485.5	2.55%

Project	Project Class	Number of Jobs	Charged kAUs	Charged Utilisation	Used kAUs	Utilisation	Allocated kAUs	Allocation
e452	Class1a	0	0.0	0.00%	0.0	0.00%	16.6	0.00%
e475	Class1a	526	3,115.8	0.24%	3,115.8	0.24%	3,355.3	0.26%
e477	Class1a	30	755.5	0.06%	755.5	0.06%	4,172.4	0.33%
e480	Class1a	42	1,062.9	0.08%	1,062.9	0.08%	3,845.3	0.30%
e499	Class1a	21	342.5	0.03%	342.5	0.03%	10,627.6	0.83%
e513	Class1a	0	0.0	0.00%	0.0	0.00%	172.4	0.01%
e514	Class1a	0	0.0	0.00%	0.0	0.00%	165.7	0.01%
e515	Class1a	185	223.4	0.02%	223.9	0.02%	815.0	0.06%
e516	Class1a	590	9,874.2	0.77%	9,874.2	0.77%	12,183.0	0.96%
e517	Class1a	0	0.0	0.00%	0.0	0.00%	0.0	0.00%
e518	Class1a	38	1,389.0	0.11%	1,389.0	0.11%	494.5	0.04%
e519	Class1a	1,049	10,265.6	0.80%	10,265.6	0.80%	16,483.5	1.29%
e520	Class1a	7	6,038.1	0.47%	6,038.1	0.47%	2,445.1	0.19%
e523	Class1a	28	4,504.6	0.35%	4,504.6	0.35%	4,890.2	0.38%
e527	Class1a	10	1,383.0	0.11%	1,383.0	0.11%	1,141.0	0.09%
e530	Class1a	13	829.5	0.07%	829.5	0.07%	989.0	0.08%
e537	Class1a	349	35.0	0.00%	35.0	0.00%	1,101.1	0.09%
e558	Class1a	33	36.3	0.00%	36.3	0.00%	731.7	0.06%
e554	Class1b	2	0.1	0.00%	0.1	0.00%	81.5	0.01%
e348	Direct Access: ARCHER RAP	0	0.0	0.00%	0.0	0.00%	2,707.3	0.21%
e484	Direct Access: ARCHER RAP	25	9,779.2	0.77%	9,779.2	0.77%	1,496.7	0.12%
e541	Direct Access: ARCHER RAP	71	1,600.8	0.13%	1,600.8	0.13%	2,627.5	0.21%
e542	Direct Access: ARCHER RAP	113	27.6	0.00%	27.6	0.00%	1,590.7	0.12%
e543	Direct Access: ARCHER RAP	2	386.6	0.03%	386.6	0.03%	2,073.6	0.16%
e545	Direct Access: ARCHER RAP	0	0.0	0.00%	0.0	0.00%	796.8	0.06%
e546	Direct Access: ARCHER RAP	0	0.0	0.00%	0.0	0.00%	2,394.2	0.19%
e547	Direct Access: ARCHER RAP	199	3,923.1	0.31%	3,923.4	0.31%	2,445.1	0.19%
e548	Direct Access: ARCHER RAP	59	162.5	0.01%	162.5	0.01%	2,272.4	0.18%
e549	Direct Access: ARCHER RAP	62	2,236.5	0.18%	2,236.5	0.18%	1,610.6	0.13%
e550	Direct Access: ARCHER RAP	381	781.5	0.06%	781.5	0.06%	2,465.8	0.19%
e552	Direct Access: ARCHER RAP	4	1,102.4	0.09%	1,102.4	0.09%	3,035.0	0.24%
e553	Direct Access: ARCHER RAP	8	90.3	0.01%	90.3	0.01%	3,002.8	0.24%
e564	Direct Access: ARCHER RAP	1	0.0	0.00%	0.0	0.00%	296.3	0.02%
e565	Direct Access: ARCHER RAP	0	0.0	0.00%	0.0	0.00%	663.1	0.05%
e566	Direct Access: ARCHER RAP	0	0.0	0.00%	0.0	0.00%	664.9	0.05%
e567	Direct Access: ARCHER RAP	0	0.0	0.00%	0.0	0.00%	495.9	0.04%
e544	Instant Access	0	0.0	0.00%	0.0	0.00%	188.4	0.01%
e555	Instant Access	64	132.0	0.01%	132.0	0.01%	185.6	0.01%
e557	Instant Access	0	0.0	0.00%	0.0	0.00%	8.2	0.00%
e559	Instant Access	3	0.0	0.00%	0.0	0.00%	194.5	0.02%
e560	Instant Access	19	19.2	0.00%	19.2	0.00%	197.8	0.02%
e561	Instant Access	2	1.3	0.00%	1.3	0.00%	183.7	0.01%
e562	Instant Access	0	0.0	0.00%	0.0	0.00%	165.8	0.01%
e563	Instant Access	0	0.0	0.00%	0.0	0.00%	107.0	0.01%
e508	Training	28	81.5	0.01%	81.5	0.01%	1,995.7	0.16%
e521	Training	32	516.5	0.04%	516.5	0.04%	1,707.4	0.13%
e538	Training	694	1,425.5	0.11%	1,425.6	0.11%	2,803.3	0.22%

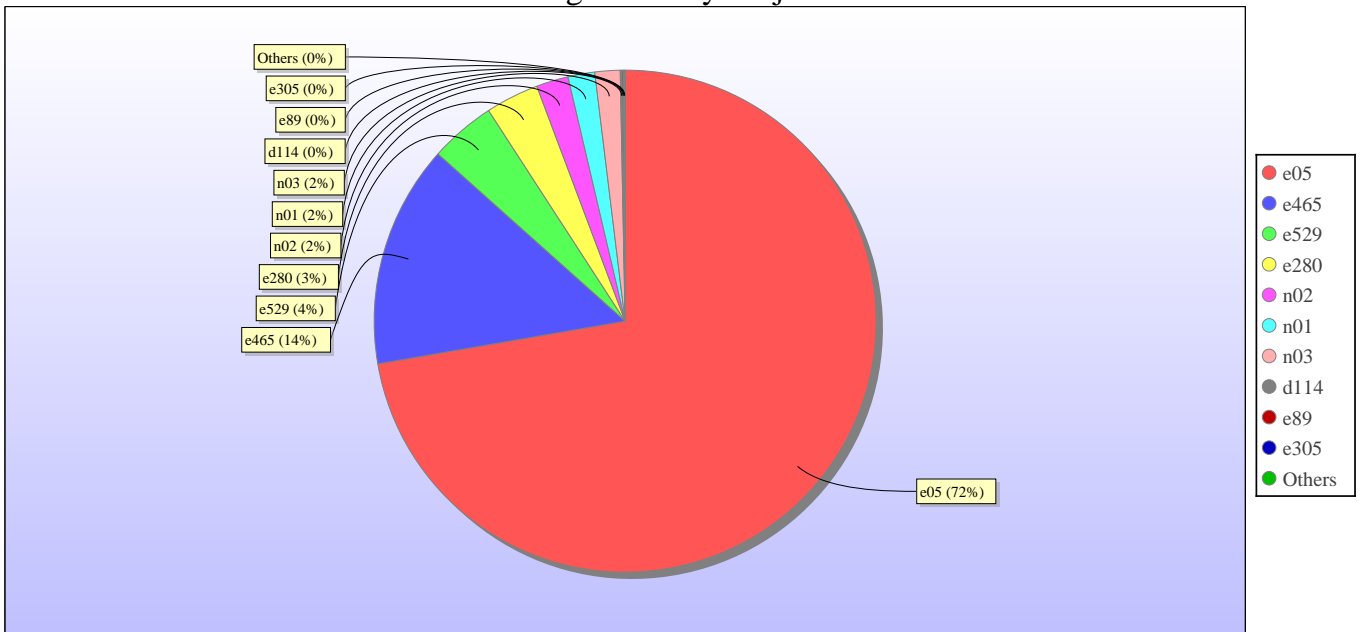
Project	Project Class	Number of Jobs	Charged kAUs	Charged Utilisation	Used kAUs	Utilisation	Allocated kAUs	Allocation
e556	Training	533	7,459.0	0.58%	7,459.0	0.58%	2,956.6	0.23%
EPSRC Total		39,644	671,703.5	52.67%	679,338.8	53.27%	799,006.1	62.65%
n01	Consortia	4,101	73,528.8	5.77%	72,848.4	5.71%	93,123.3	7.30%
n02	Consortia	19,557	166,111.4	13.03%	164,463.9	12.90%	164,219.2	12.88%
n03	Consortia	2,589	91,798.6	7.20%	91,929.9	7.21%	72,821.9	5.71%
NERC Total		26,247	331,438.8	25.99%	329,242.2	25.82%	330,164.4	25.89%
pr1u1360	DECI: EXEC	436	6,852.4	0.54%	6,852.4	0.54%	3,378.8	0.26%
pr1u1362	DECI: EXEC	268	1,236.9	0.10%	1,236.9	0.10%	2,111.3	0.17%
pr1u1363	DECI: EXEC	47	79.0	0.01%	79.0	0.01%	2,604.6	0.20%
pr1u1451	DECI: EXEC	84	4,795.3	0.38%	4,795.3	0.38%	5,471.1	0.43%
pr1u1452	DECI: EXEC	267	8,191.2	0.64%	8,191.2	0.64%	5,471.1	0.43%
pr1u1453	DECI: EXEC	1	24.4	0.00%	24.4	0.00%	13,677.8	1.07%
pr1u1454	DECI: EXEC	84	11,710.3	0.92%	11,710.3	0.92%	6,105.8	0.48%
pr1u1455	DECI: EXEC	0	0.0	0.00%	0.0	0.00%	1,555.9	0.12%
pr1u1456	DECI: EXEC	17	2,554.1	0.20%	2,554.1	0.20%	5,161.6	0.40%
pr1u1457	DECI: EXEC	0	0.0	0.00%	0.0	0.00%	242.4	0.02%
pr1utd01	DECI: EXEC	0	0.0	0.00%	0.0	0.00%	189.1	0.01%
pr1utd02	DECI: EXEC	0	0.0	0.00%	0.0	0.00%	182.4	0.01%
pr1u1304	DECI: HOME	216	3,944.3	0.31%	3,944.3	0.31%	3,964.9	0.31%
pr1u1311	DECI: HOME	455	4,184.8	0.33%	4,184.8	0.33%	1,139.4	0.09%
pr1u1364	DECI: HOME	0	0.0	0.00%	0.0	0.00%	0.1	0.00%
pr1u1401	DECI: HOME	0	0.0	0.00%	0.0	0.00%	0.1	0.00%
pr1u1402	DECI: HOME	19	0.8	0.00%	0.8	0.00%	829.6	0.07%
pr1u1403	DECI: HOME	0	0.0	0.00%	0.0	0.00%	0.1	0.00%
pr1u1404	DECI: HOME	0	0.0	0.00%	0.0	0.00%	0.1	0.00%
pr1u1405	DECI: HOME	0	0.0	0.00%	0.0	0.00%	0.1	0.00%
pr1u1406	DECI: HOME	0	0.0	0.00%	0.0	0.00%	0.1	0.00%
pr1u1407	DECI: HOME	0	0.0	0.00%	0.0	0.00%	0.1	0.00%
pr1u1408	DECI: HOME	0	0.0	0.00%	0.0	0.00%	0.1	0.00%
pr1u1409	DECI: HOME	0	0.0	0.00%	0.0	0.00%	0.1	0.00%
pr1u1410	DECI: HOME	0	0.0	0.00%	0.0	0.00%	0.1	0.00%
pr1u1411	DECI: HOME	0	0.0	0.00%	0.0	0.00%	0.1	0.00%
PRACE Total		1,894	43,573.7	3.42%	43,573.7	3.42%	52,086.5	4.08%
ecse0103	eCSE	0	0.0	0.00%	0.0	0.00%	25.7	0.00%
ecse0716	eCSE	0	0.0	0.00%	0.0	0.00%	88.2	0.01%
ecse0803	eCSE	0	0.0	0.00%	0.0	0.00%	44.9	0.00%
ecse0809	eCSE	0	0.0	0.00%	0.0	0.00%	67.2	0.01%
ecse0814	eCSE	0	0.0	0.00%	0.0	0.00%	42.6	0.00%
ecse0815	eCSE	0	0.0	0.00%	0.0	0.00%	39.7	0.00%
ecse0820	eCSE	2	0.0	0.00%	0.0	0.00%	45.6	0.00%
ecse0904	eCSE	0	0.0	0.00%	0.0	0.00%	41.2	0.00%
ecse0910	eCSE	21	21.1	0.00%	21.1	0.00%	39.1	0.00%
ecse0919	eCSE	0	0.0	0.00%	0.0	0.00%	35.2	0.00%
ecse1109	eCSE	0	0.0	0.00%	0.0	0.00%	39.7	0.00%
eCSE Total		23	21.1	0.00%	21.1	0.00%	509.1	0.04%
d43	ECDF	37	4,550.9	0.36%	4,550.9	0.36%	5,753.4	0.45%
d25	Research	47	346.8	0.03%	346.8	0.03%	784.1	0.06%
d35	Research	140	260.2	0.02%	260.2	0.02%	411.0	0.03%
d56	Research	3,592	10,089.2	0.79%	10,089.2	0.79%	5,705.2	0.45%
d60	Research	0	0.0	0.00%	0.0	0.00%	197.4	0.02%
d67	Research	72	240.0	0.02%	240.0	0.02%	411.0	0.03%
d71	Research	56	732.4	0.06%	732.4	0.06%	559.3	0.04%
d87	Research	3	0.0	0.00%	0.1	0.00%	0.1	0.00%
d88	Research	2	0.0	0.00%	0.0	0.00%	13.0	0.00%
d96	Research	54	421.9	0.03%	421.9	0.03%	1,643.8	0.13%
d101	Research	60	858.8	0.07%	858.8	0.07%	411.0	0.03%
d107	Research	0	0.0	0.00%	0.0	0.00%	205.5	0.02%
d114	Research	418	8,564.4	0.67%	8,573.5	0.67%	8,647.8	0.68%
d118	Research	0	0.0	0.00%	0.0	0.00%	591.8	0.05%
d137	Research	98	1,607.4	0.13%	1,607.4	0.13%	2,465.8	0.19%
d141	Research	0	0.0	0.00%	0.0	0.00%	106.8	0.01%
d142	Research	129	3,238.9	0.25%	3,239.0	0.25%	5,705.2	0.45%
d143	Research	0	0.0	0.00%	0.0	0.00%	4,144.6	0.32%

Project	Project Class	Number of Jobs	Charged kAUs	Charged Utilisation	Used kAUs	Utilisation	Allocated kAUs	Allocation
d145	Research	0	0.0	0.00%	0.0	0.00%	1,643.8	0.13%
d146	Research	0	0.0	0.00%	0.0	0.00%	510.2	0.04%
d149	Research	253	3,153.6	0.25%	3,153.9	0.25%	4,109.6	0.32%
d150	Research	48	5,755.1	0.45%	5,755.1	0.45%	7,824.3	0.61%
d152	Research	0	0.0	0.00%	0.0	0.00%	168.2	0.01%
d155	Research	0	0.0	0.00%	0.0	0.00%	485.4	0.04%
d132	Industrial	0	0.0	0.00%	0.0	0.00%	104.9	0.01%
d153	Industrial	103	191.6	0.02%	191.7	0.02%	1,212.3	0.10%
e540	Industrial	0	0.0	0.00%	0.0	0.00%	476.1	0.04%
i01	Industrial	0	0.0	0.00%	0.0	0.00%	76.7	0.01%
i18	Industrial	56	406.6	0.03%	406.6	0.03%	2,838.1	0.22%
i20	Industrial	0	0.0	0.00%	0.0	0.00%	99.0	0.01%
i21	Industrial	7,972	43,257.1	3.39%	28,848.5	2.26%	12,611.9	0.99%
i22	Industrial	0	0.0	0.00%	0.0	0.00%	193.5	0.02%
i200	Industrial	0	0.0	0.00%	0.0	0.00%	196.1	0.02%
i219	Industrial	0	0.0	0.00%	0.0	0.00%	163.0	0.01%
x06	Industrial	0	0.0	0.00%	0.0	0.00%	2.6	0.00%
x08	Industrial	112	348.4	0.03%	348.4	0.03%	1,315.1	0.10%
d74	Training	0	0.0	0.00%	0.0	0.00%	53.4	0.00%
d133	Training	0	0.0	0.00%	0.0	0.00%	41.1	0.00%
d154	Training	0	0.0	0.00%	0.0	0.00%	163.5	0.01%
e482	Training	0	0.0	0.00%	0.0	0.00%	24.7	0.00%
d131	Service	0	0.0	0.00%	0.0	0.00%	288.5	0.02%
d134	Service	0	0.0	0.00%	0.0	0.00%	195.6	0.02%
y01	Service	0	0.0	0.00%	0.0	0.00%	8.2	0.00%
y02	Service	2	0.0	0.00%	0.0	0.00%	164.4	0.01%
y07	Service	9	0.0	0.00%	0.0	0.00%	82.2	0.01%
z02	Service	0	0.0	0.00%	0.0	0.00%	98.0	0.01%
z17	Service	42	320.7	0.03%	320.7	0.03%	815.0	0.06%
z99	Service	35	0.4	0.00%	0.4	0.00%	8.2	0.00%
d84	UoE Seedcorn	0	0.0	0.00%	0.0	0.00%	411.0	0.03%
DirectorsTime Total		13,340	84,344.5	6.61%	69,945.7	5.48%	74,141.4	5.81%
y14	Training	774	416.8	0.03%	279.1	0.02%	575.3	0.05%
y21	Service	0	0.0	0.00%	0.0	0.00%	75.8	0.01%
z01	Service	12	0.0	0.00%	0.0	0.00%	41.1	0.00%
z19	Service	476	362.7	0.03%	364.5	0.03%	5,342.5	0.42%
CSE Total		1,262	779.5	0.06%	643.6	0.05%	6,034.7	0.47%
w03	Service	0	0.0	0.00%	0.0	0.00%	93.9	0.01%
Internal Total		0	0.0	0.00%	0.0	0.00%	93.9	0.01%
Total		82,410	1,131,861.1	88.76%	1,122,765.2	88.04%	1,262,036.0	98.96%

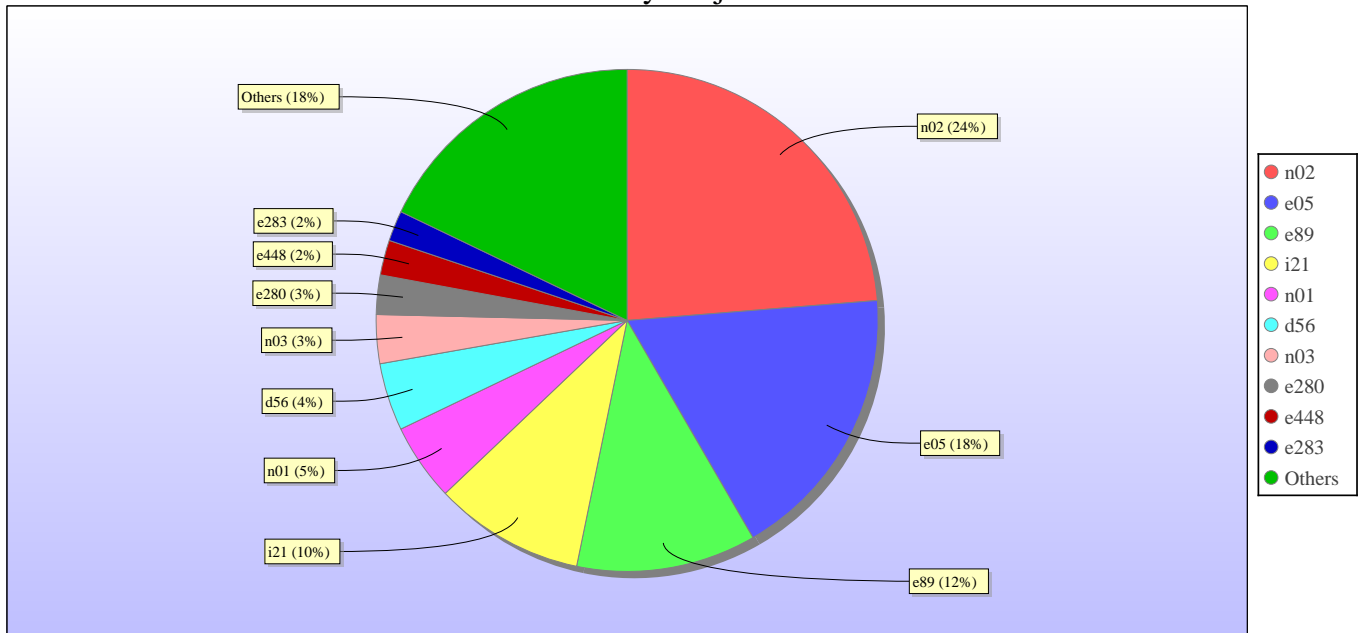
Use by Project



Uncharged Use by Project



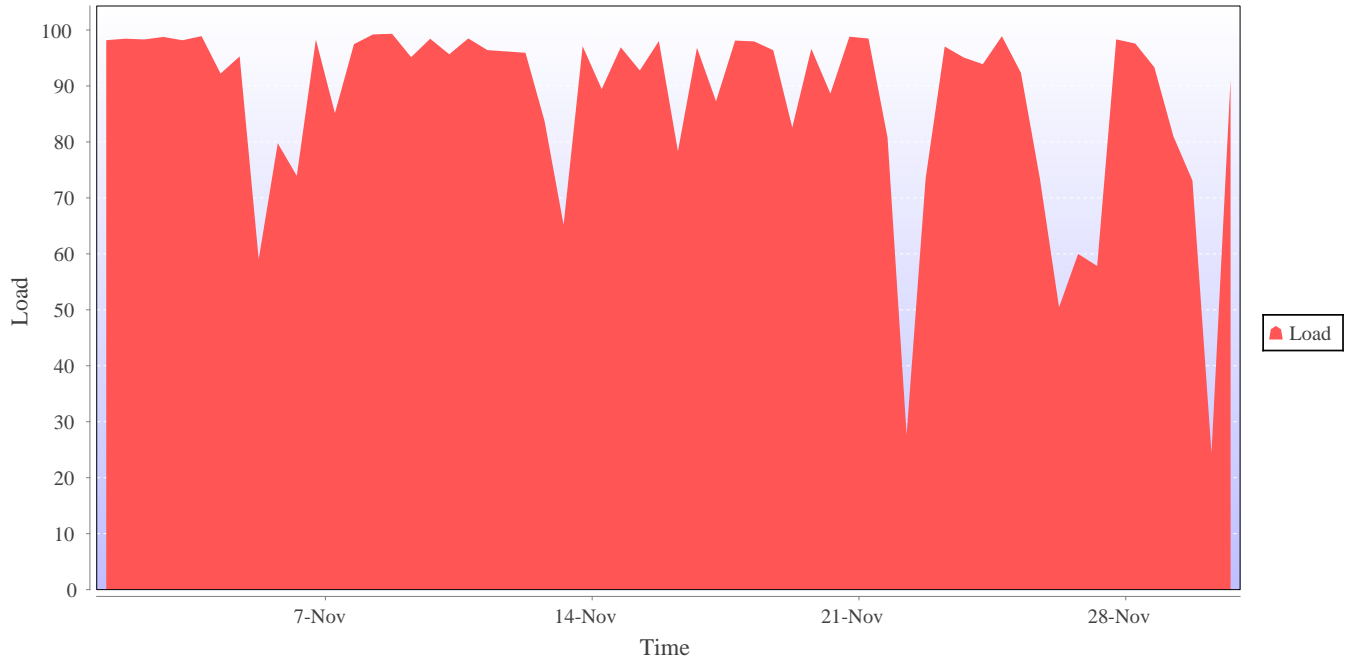
Jobs by Project



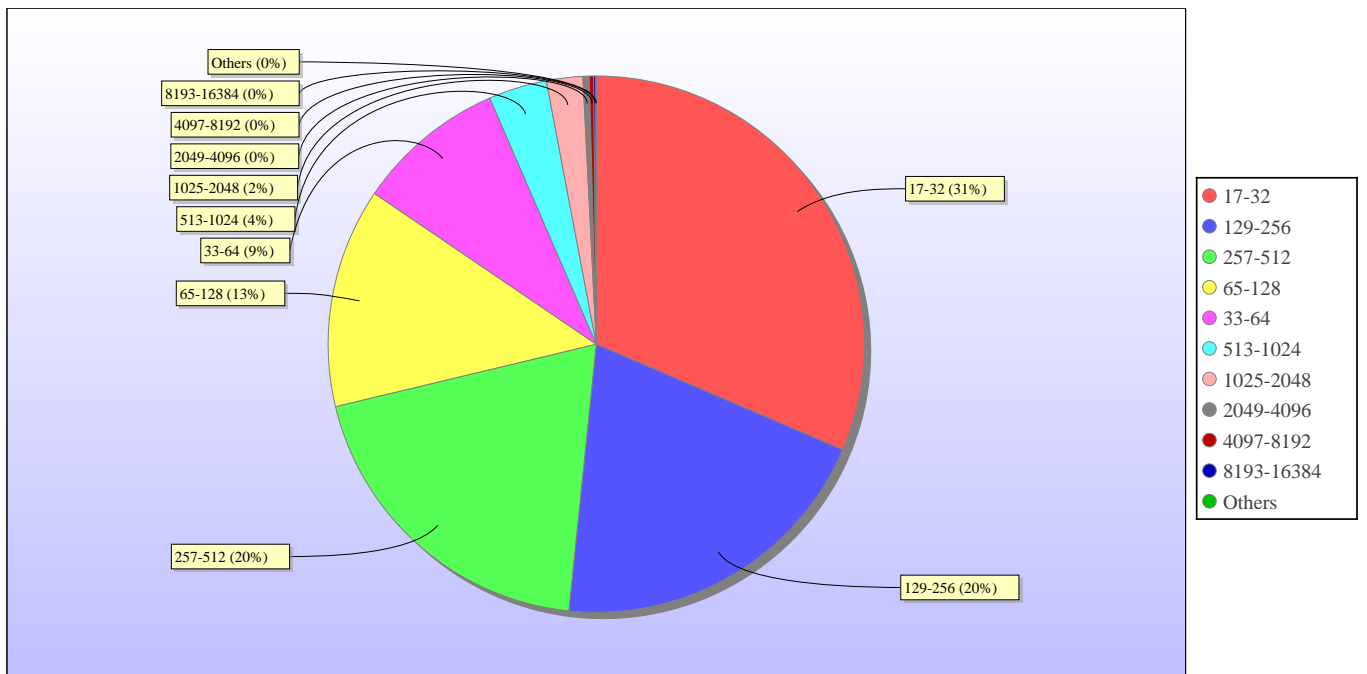
kAUs (by Size)

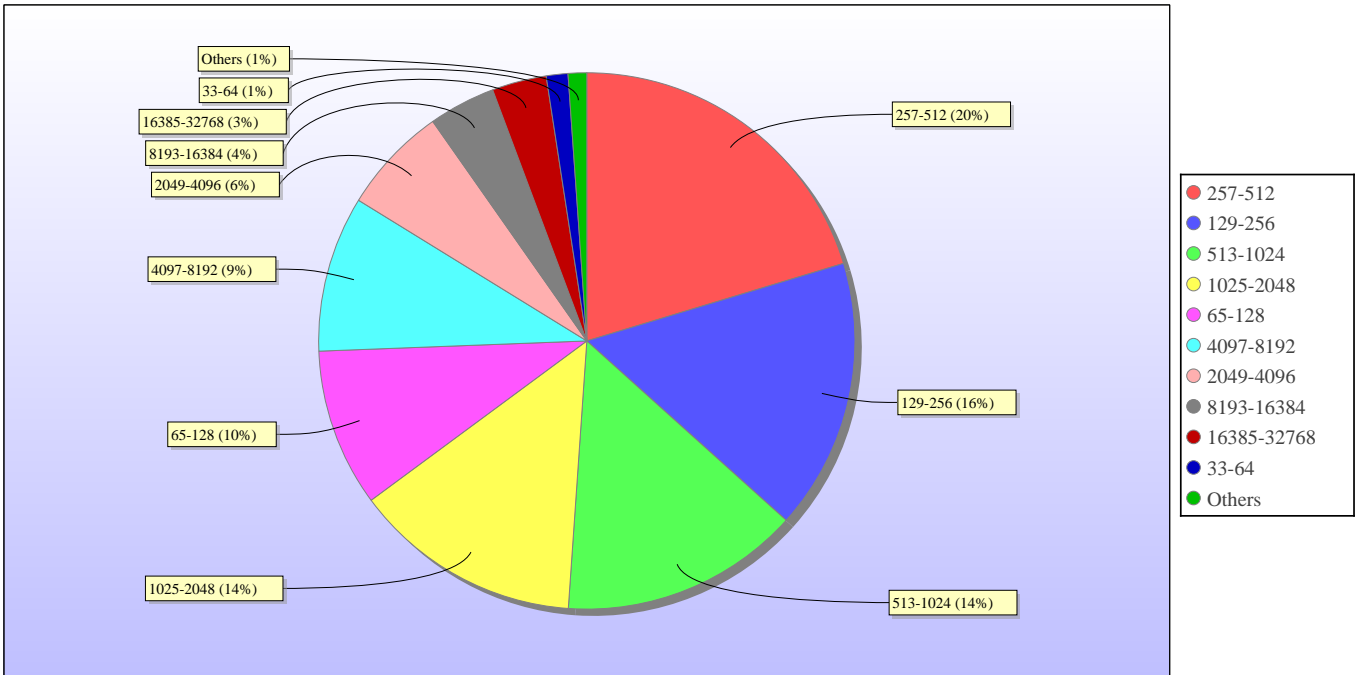
Size	kAUs	Number of Jobs
17-32	11,718.707	25,900
33-64	14,207.315	7,414
65-128	103,587.864	10,906
129-256	177,704.483	16,631
257-512	221,127.905	16,168
513-1024	157,100.046	2,895
1025-2048	149,853.429	1,804
2049-4096	68,945.326	314
4097-8192	98,821.129	212
8193-16384	41,200.763	110
16385-32768	35,754.222	18
32769-65536	299.008	1

Load plots

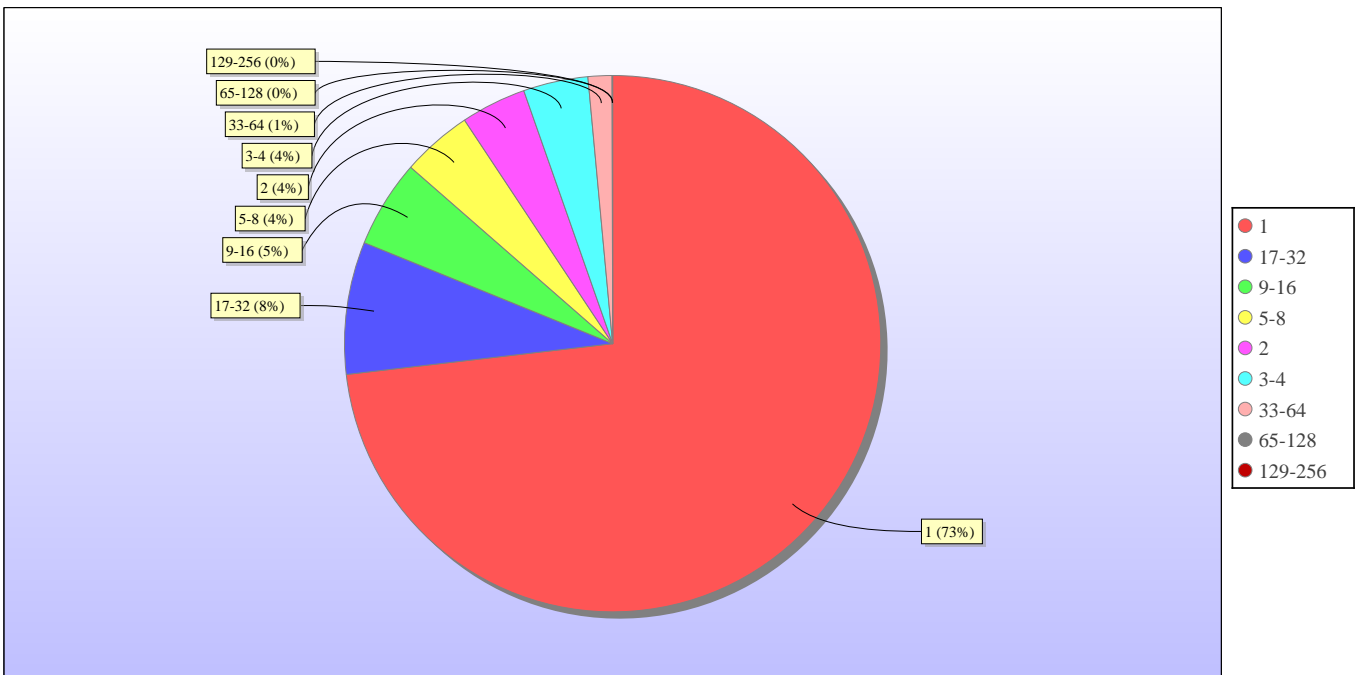


Percentage load on machine

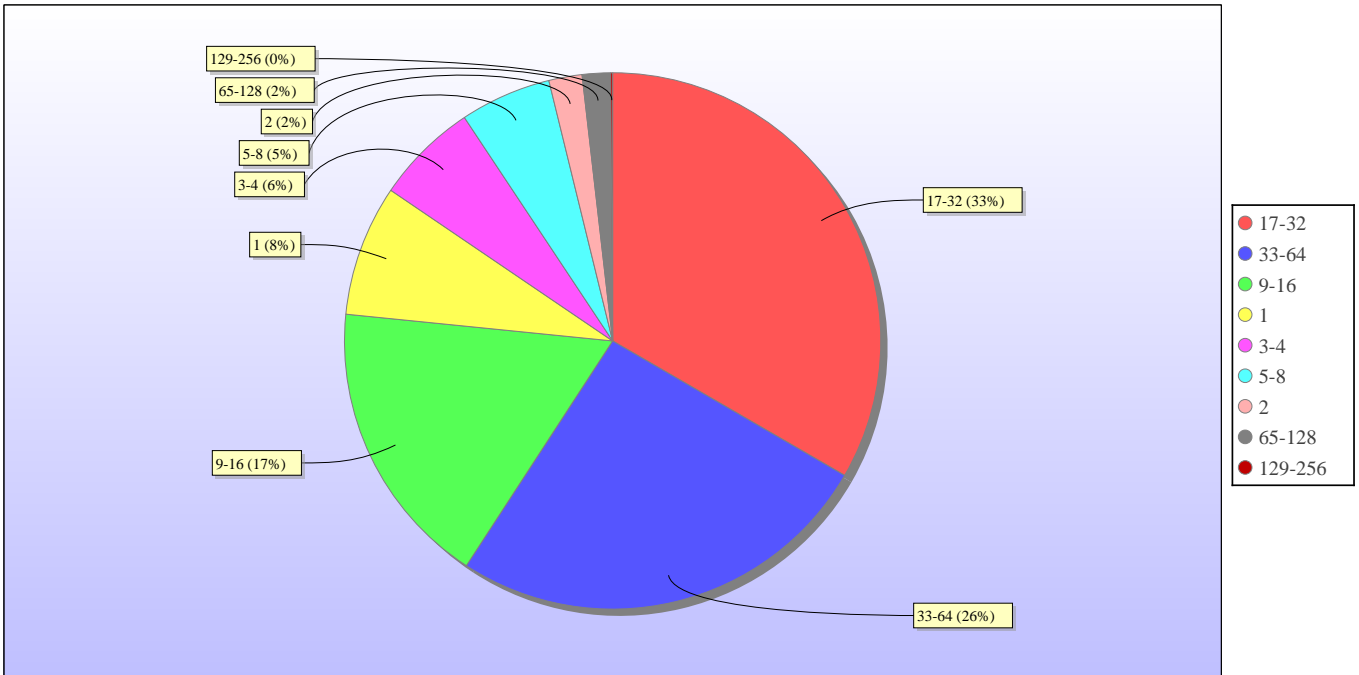




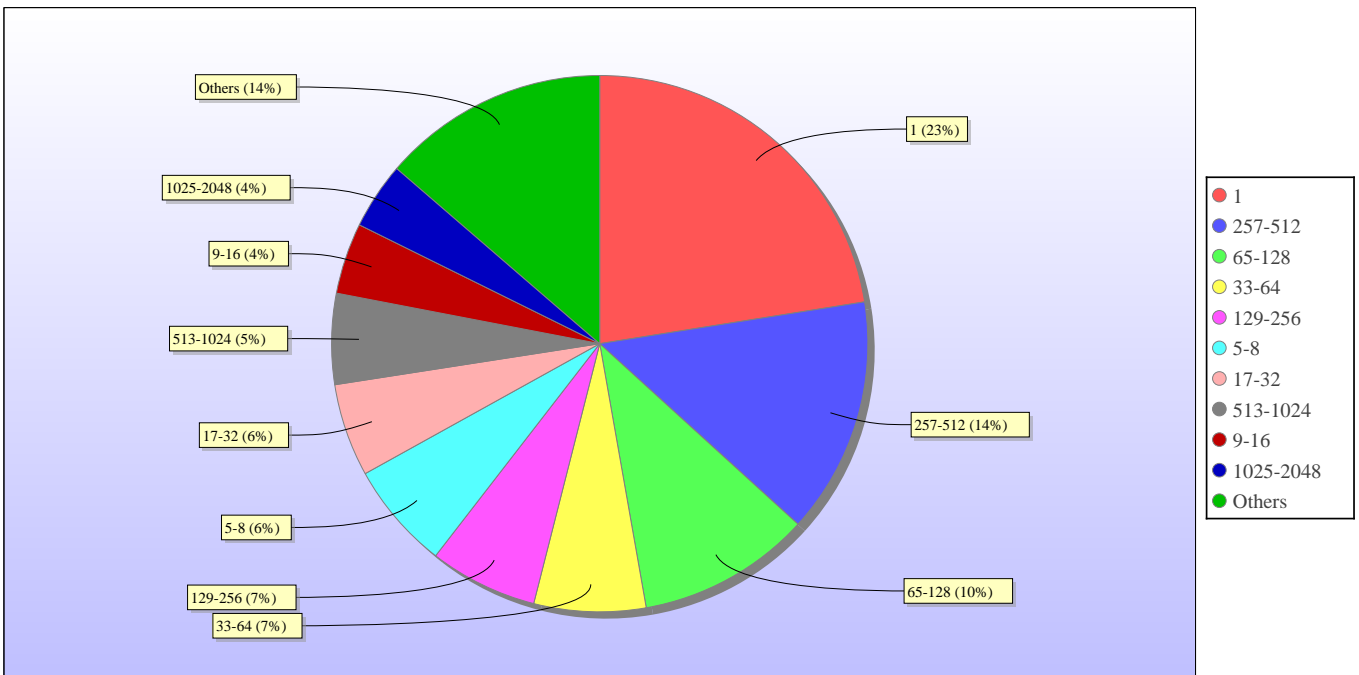
kAUs used by Size



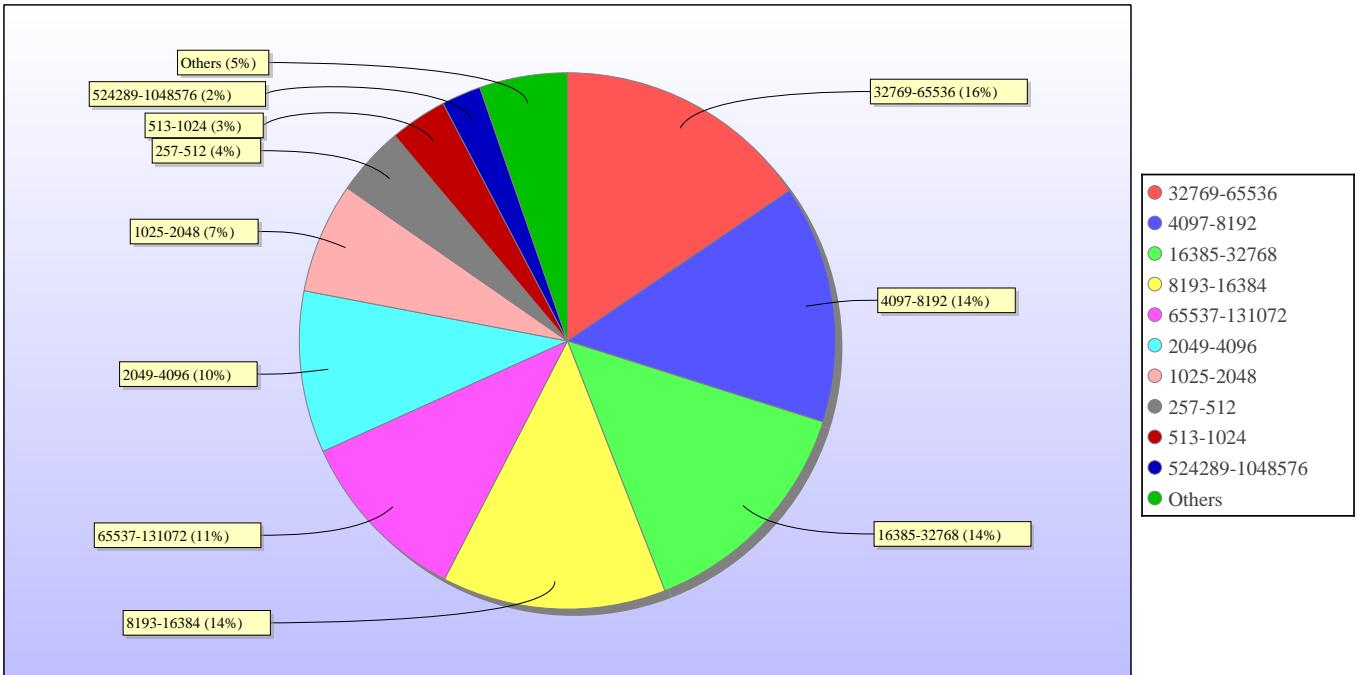
Jobs grouped by wall-clock-hours



kAUs used grouped by wall-clock-hours



Jobs grouped by core-hours

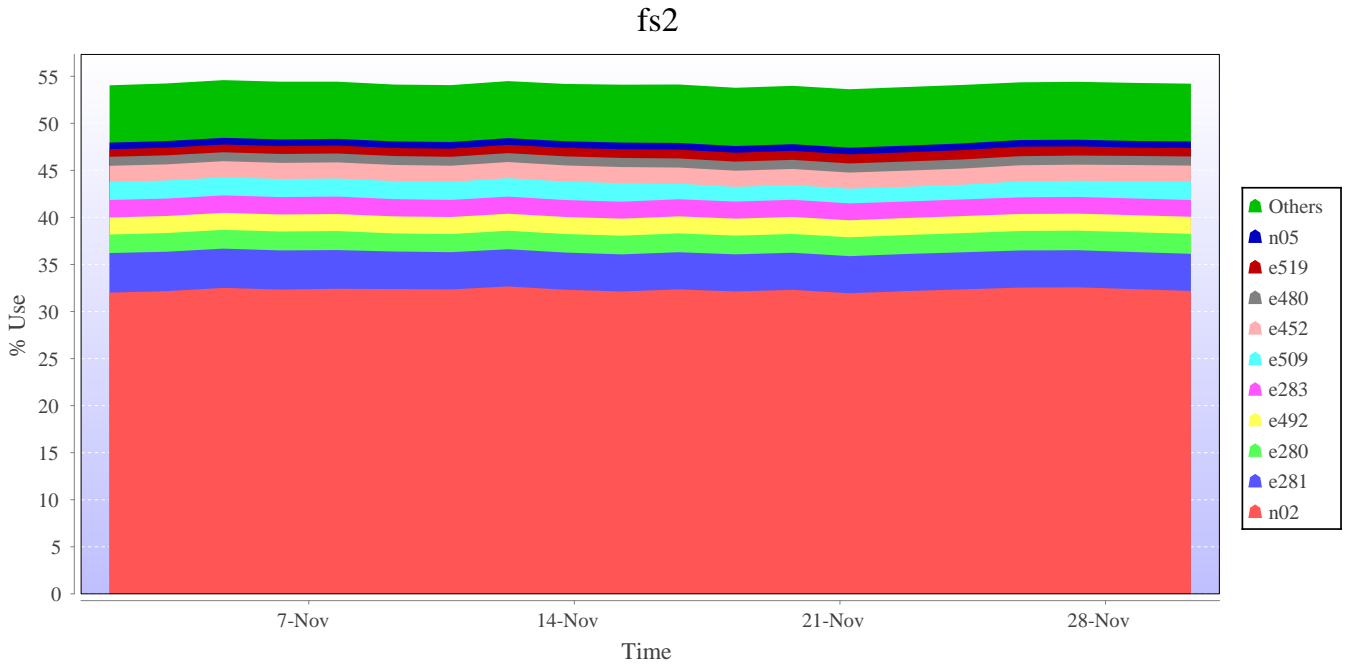


kAUs used grouped by core-hours

Disk usage

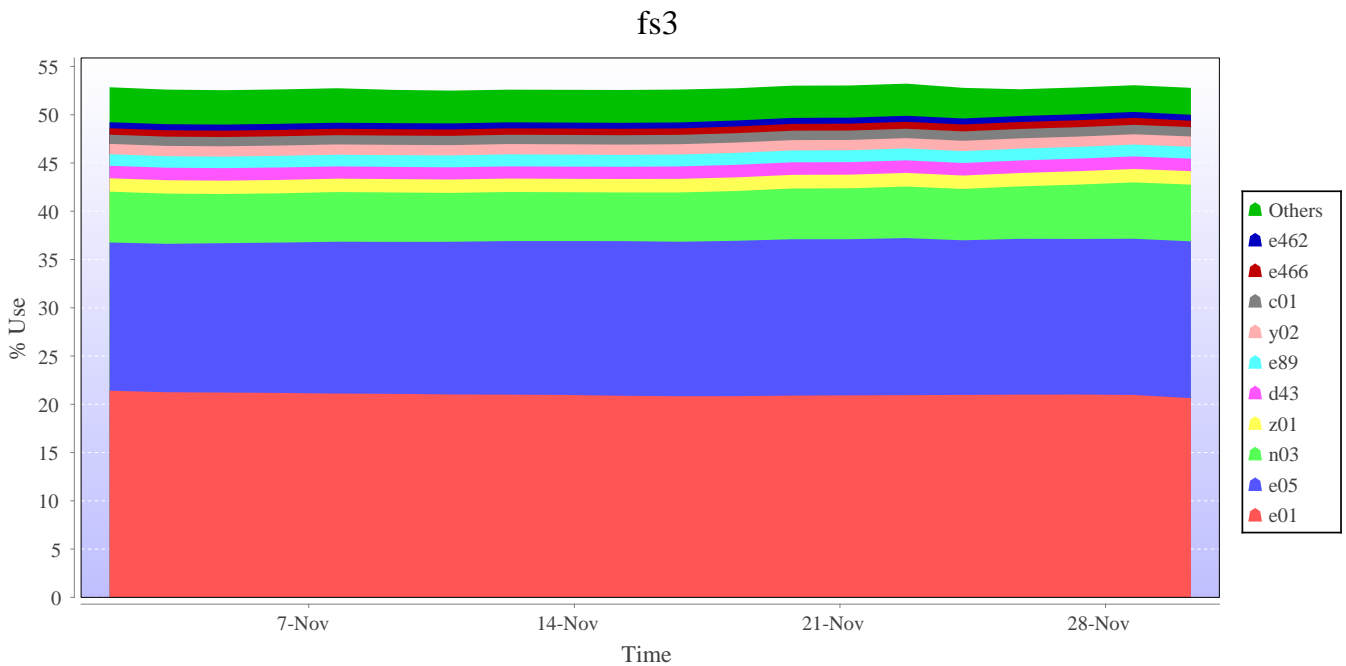
Disk usage for work (fs2)

This is a plot of Disk Use on fs2 against time. The plot is divided into a number of classes according to Project. This is a stacked plot so the top of the plot represents the total usage at a given time.



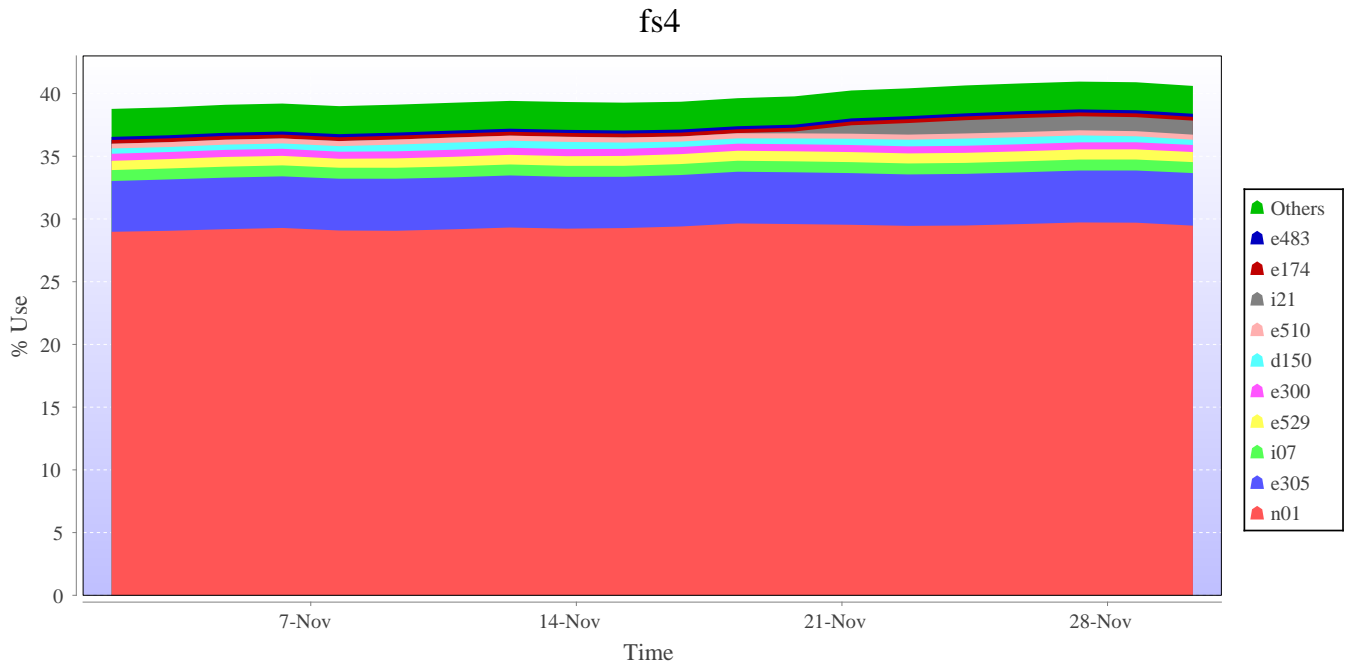
Disk usage for work (fs3)

This is a plot of Disk Use on fs3 against time. The plot is divided into a number of classes according to Project. This is a stacked plot so the top of the plot represents the total usage at a given time.



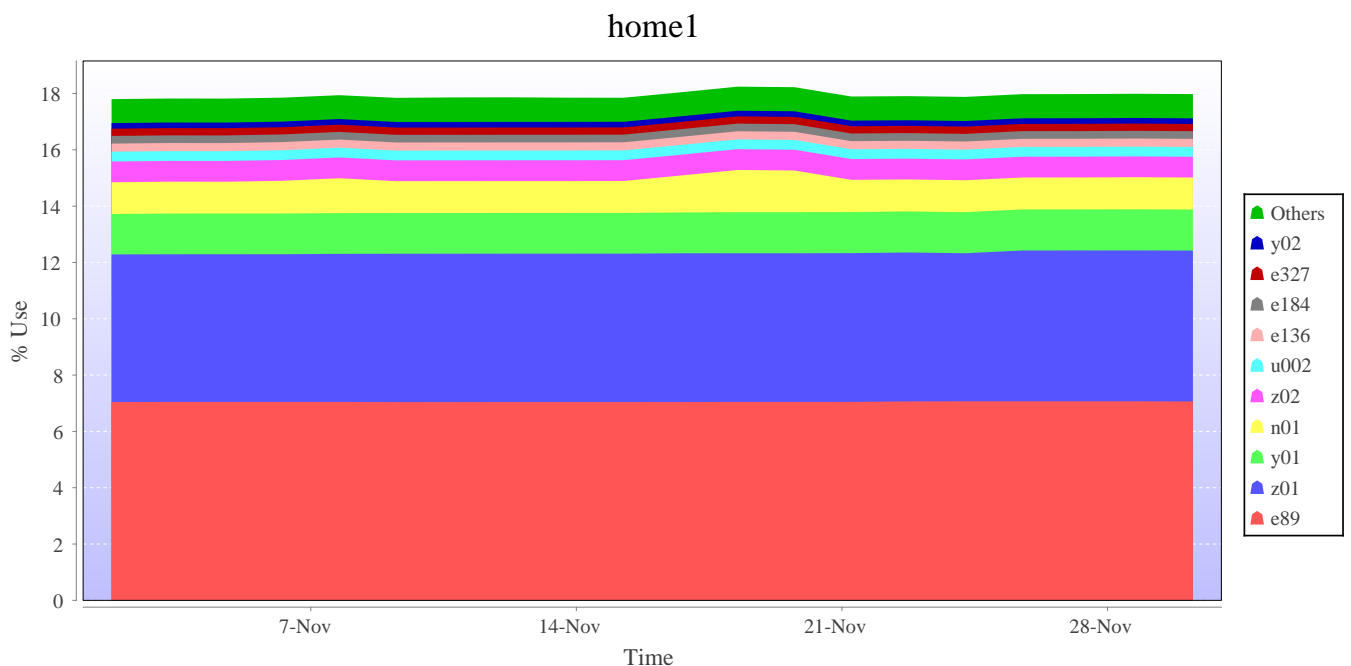
Disk usage for work (fs4)

This is a plot of Disk Use on fs4 against time. The plot is divided into a number of classes according to Project. This is a stacked plot so the top of the plot represents the total usage at a given time.



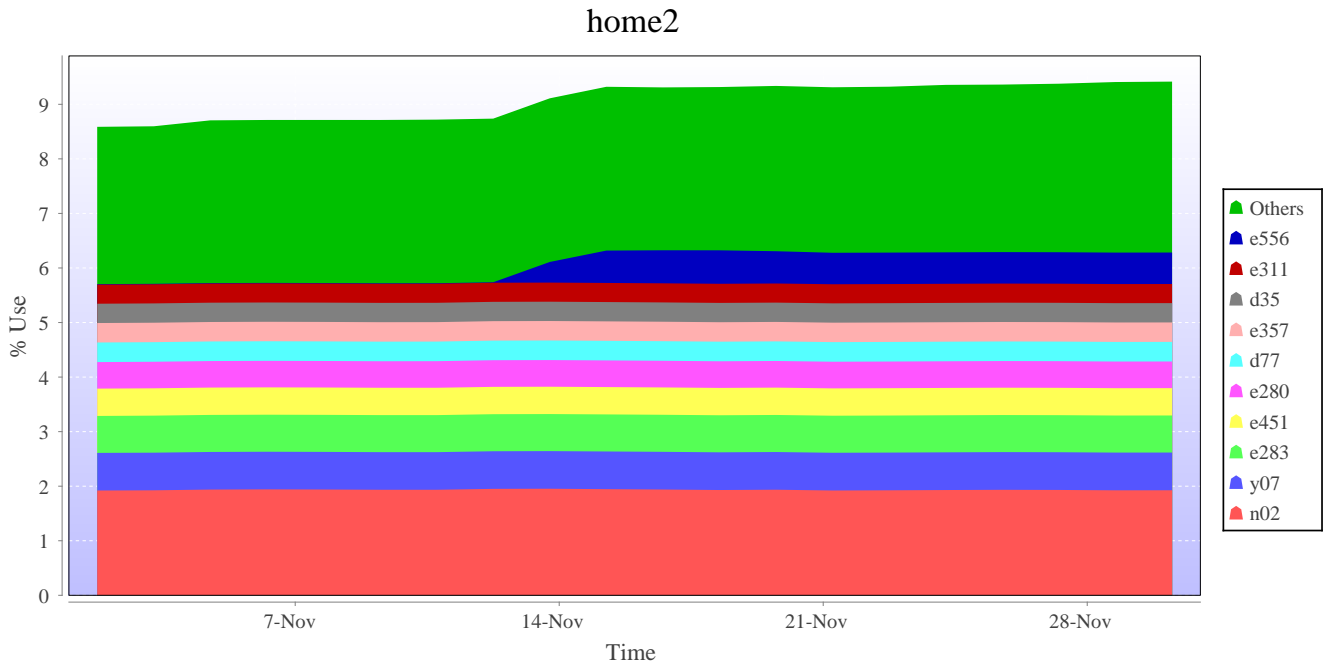
Disk usage for home (home1)

This is a plot of Disk Use on home1 against time. The plot is divided into a number of classes according to Project. This is a stacked plot so the top of the plot represents the total usage at a given time.



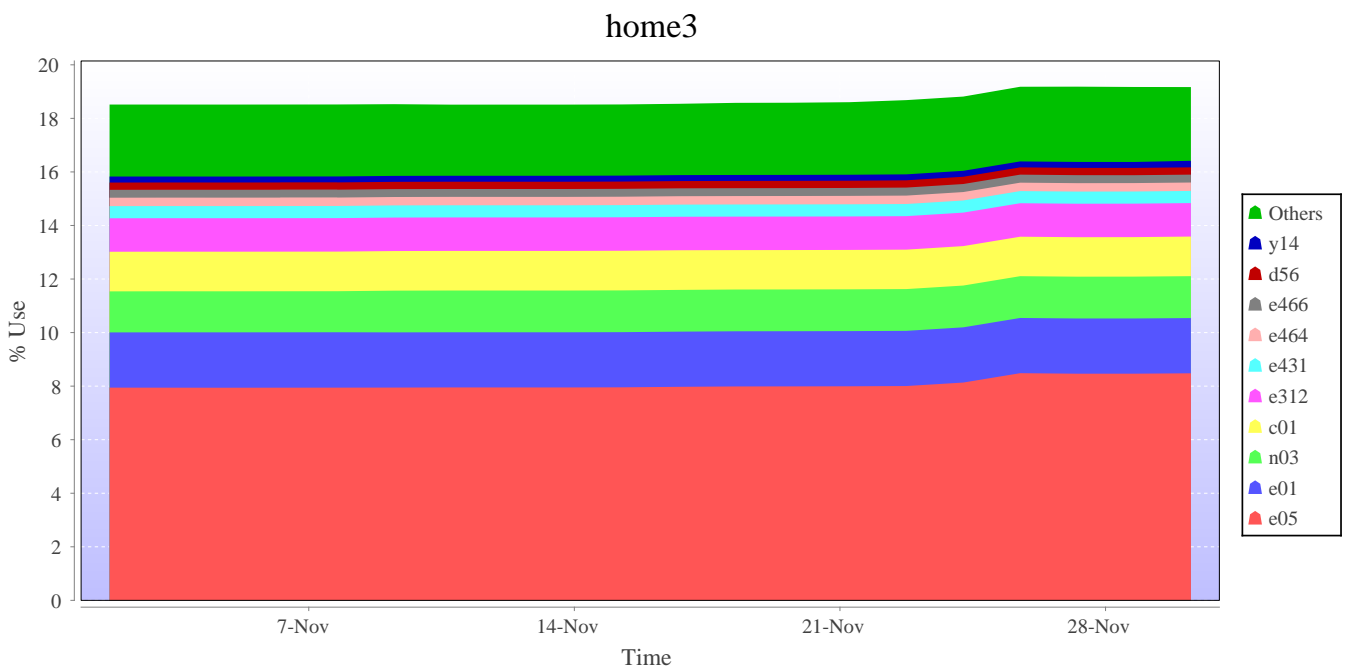
Disk usage for home (home2)

This is a plot of Disk Use on home2 against time. The plot is divided into a number of classes according to Project. This is a stacked plot so the top of the plot represents the total usage at a given time.



Disk usage for home (home3)

This is a plot of Disk Use on home3 against time. The plot is divided into a number of classes according to Project. This is a stacked plot so the top of the plot represents the total usage at a given time.



Disk usage for home (home4)

This is a plot of Disk Use on home4 against time. The plot is divided into a number of classes according to Project. This is a stacked plot so the top of the plot represents the total usage at a given time.

